



## Intro (the basics)

Being a webcam performer is one of the easiest and safest ways to make money in the adult industry. A top cam model can earn thousands per week working less than 30 hours. Becoming a top cam model, however, is easy but takes a bit of effort. If you're serious about making money read on as I will give you some helpful tips to make your work more enjoyable for your guests and more profitable for you.

### Basic facts:

- Make the hourly wage of a company executive
- Earn money from the comfort of your home, as a part time or full-time job
- Set your own schedule, work when you want, as much as you want.
- Your privacy is protected, only those you want can see you
- Get a chance at special appearance and cash prizes in LiveJasmin's Performer awards
- Get paid every two weeks (they will even give you a free ePassporte or Payoneer debit card for free if you sign up as a cam model, either of these two are the easiest way to get paid.
- Have the option to chat only with paying members
- Easy registration, user-friendly interface

### Know a lot of guys/girls who might be interested in becoming a cam model?

If you know a lot of people that want to be cam models, and you like to be in a manager position, there is another popular option where you set up a webcam studio. This means that multiple models work from the same computer/room. Sign up models under your account, and have cam models working under you in your own studio. Payouts for all the models, go to the studio account, and the studio manager pays the models according to whatever agreement they have.

In this case you need to use the 'advanced', or 'master account' registration [here](#)

## Checklist

What you will need:

- Computer
- Broadband Internet Connection - as fast as possible
- Webcam or a camcorder and a capture card
- Scanner
- Printer



## Tips

### Your surroundings:

- Use at least a 1 megapixel webcam (Logitech webcams usually have good picture quality, research them online to find the ones that are good quality at a mid-range price) or a regular handycam with a capture card in your PC. A good quality camera feed will return the investment, because members care a lot about video quality
- Create attractive surroundings at your workplace. Don't have a window, or light source behind you, because the member won't be able to see you well enough. Even a single light source is not the best because it can create shadows. Having two or more light sources is the best. Play around with different light settings until you find the setup that you're happy with.

### Your account:

- Pick a name that is easy to remember.
- Upload pictures of yourself to all 6 spots, preferably ones that grab members' attention. Colorful, interesting, professional or half professional photos are a plus.
- Upload a teaser video of yourself

### Being live:

- Let your personality come through. Members want to see you because of who you are. They want to get to know you. Don't be afraid to be yourself.
- Don't look at it as being at work. If you have fun, your guests will have fun.
- Make use of Audio - save your fingers and tease your audience vocally.
- Be friendly and polite.
- Chat with and acknowledge guests as well. Guests are potential members, who will go and buy credits if you get them excited in Free Chat.
- Every few hours, get up and move around. Stay fresh and excited. Members don't like performers who sit with a dull, bored face in front of the camera.
- Smile, dance, move around, tease the members in Free Chat. These performers tend to be taken private very quickly.
- Have a variety of toys/tools with you. Don't lose a customer because you do not have a dildo.
- Acknowledge your regulars. Remembering their name or some personal info will make them feel more welcome and keep them coming back. But along these lines, do not ignore the rest of the room when your regulars come in. You never know who your next private will be.
- Beware of the beggars. The ones who only say "show me this" or "show me that". Often they will promise a private if you show a little more, but rarely follow through. Always remember that explicit nudity is not allowed in free chat and, if you are caught, will result in a loss of money or suspension from the site



## Step-by-Step:

Here is a walkthrough on how to go through the 'easy performer registration' quickly and efficiently:

[Visit this website](#) (click Allow if asked about security by the PDF reader program)  
Click on **Models Wanted** button at the bottom of the page.

The screenshot shows the LiveJasmin website interface. At the top, there is a navigation bar with the following links: WHO'S ONLINE, SEARCH, THE 69'S TEAM, GET FREE CREDITS, MY ACCOUNT, SIGN UP, and MEMBER LOGIN. Below this is a section for 'FREE LIVE SEX VIDEO CHAT' with the text: 'The sexiest webcam girls, only on LiveJasmin! Join the free live chat of any webcam model or go PRIVATE to see the hot live sex show!'. The main content area is divided into two sections: 'FREE ADULT LIVESEX CAMS' and 'VIDEO FOR MEMBERS ONLY'. Each section contains a grid of categories with their respective counts and descriptions. At the bottom, there are buttons for 'Models Wanted', 'Webmaster Wanted', and 'Get Free Credits', along with a row of international flags.

FREE ADULT LIVESEX CAMS		
<b>Girl</b> (844/31315) 18-22, Blonde, Big Tits ...	<b>Lesbians</b> (33/2046) 18-22, Blonde, Big Tits, White ...	<b>Mature Female</b> (199/3185) Mommy, Granny, Blonde, Big Tits ...
<b>Couple</b> (60/4326) 18-22, Blonde, Big Tits ...	<b>Group</b> (5/962) 18-22, Big Tits, Asian ...	<b>Fetish</b> (46/2238) 18-22, Blonde, Big Tits, Small Tits ...
<b>Boy</b> (83/8921) 18-22, Muscular, Skinny, Latino ...	<b>Gay</b> (126/4835) 18-22, Muscular, Skinny, Latino ...	<b>Transgendered</b> (90/6297) 18-22, Blonde, Big Size, Asian ...

VIDEO FOR MEMBERS ONLY		
<b>Girl</b> (66) 18-22, Blonde, Big Tits ...	<b>Lesbians</b> (132) 18-22, Blonde, Big Tits, White ...	<b>Mature Female</b> (152) Mommy, Granny, Blonde, Big Tits ...
<b>Couple</b> (180) 18-22, Blonde, Big Tits ...	<b>Group</b> (214) 18-22, Big Tits, Asian ...	<b>Fetish</b> (125) 18-22, Blonde, Big Tits, Small Tits ...
<b>Boy</b> (54) 18-22, Muscular, Skinny, Latino ...	<b>Gay</b> (118) 18-22, Muscular, Skinny, Latino ...	<b>Transgendered</b> (154) 18-22, Blonde, Big Tits, Asian ...

Models Wanted | Webmaster Wanted | Get Free Credits

🇺🇸 🇩🇪 🇫🇷 🇮🇹 🇪🇸



Choose **Click Here to Register** button.

**WWW.LIVEJASMIN.COM**

Click here to **LOG IN** to **MASTER CENTER**

Click here to **LOG IN** to **PERFORMER CENTER**

WELCOME AT LIVEJASMIN REGISTRATION! Language: English

Registration by invitation only!  
DONT HAVE AN INVITATION?  
NO PROBLEM,  
DURING THE REGISTRATION PROCESS, YOU CAN  
CHOOSE FROM THE OFFERS OF THOUSANDS OF OUR  
PARTNERS.

**CLICK HERE TO REGISTER! \***

\* If You are 18 or older!

You can find people who are willing to invite You in the relevant thread of LiveJasmin Community Forum.



Select Easy Registration.

*Easy* = Only one registered person can perform under the account. (so if you're going to cam with another (or more:) guy or girl as a couple or threesome,etc. you will need to pick "Advanced Registration", the "Easy Registration" is for solo cam models only)

*Advanced* = Limitless models can be registered under this account type (this is recommended for studios and couples, threesomes,etc.)

**WWW.LIVEJASMIN.COM**

[Click here to \*\*LOG IN\*\* to \*\*MASTER CENTER\*\*](#)      [Click here to \*\*LOG IN\*\* to \*\*PERFORMER CENTER\*\*](#)

**REGISTER ON LIVEJASMIN**

**Easy Registration:**

Be a part of LiveJasmin fast and easy! If You only want **1 solo Performer Account**, You don't need to do anything else but complete the short registration within a few minutes and You can become a part of our community as fast as a thought. All You have to do is select **Easy Registration** and click the Submit button.

**Advanced Registration:**

Advanced Registration is the solution for You if You want to register **more than one person** in Your Master Account, for example if You want to make a studio with more Performers. With this option You can keep everything in one hand, so choose **Advanced Registration** and click the **Submit** button.

Please select if You would like to create an Easy Registration or Advanced Registration.

**Registration mode**

© 2009 LiveJasmin.com - All Rights Reserved!      [\[LIVEJASMIN\]](#) [\[AFFILIATES\]](#) [\[HELP\]](#)

[Models Wanted](#) | [WebMasters Wanted](#) | [Pom Stars Wanted](#)



Type Your account details (and be sure to note them so you don't forget), check the **Accept Terms And Conditions** checkbox, click on **Register Master Account** afterwards.

**WWW.LIVEJASMIN.COM**

**CREATE A NEW ACCOUNT**

First You need to create an account by providing a username, a password and a valid e-mail address. Please be advised that this username will be displayed on LiveJasmin.com as Your Performer Name!

**Account username:**  ? (A-Z, 0-9, min. 8 max. 16 characters)

**Easy Account password:**  (A-Z, 0-9, min. 8 max. 16 characters)

**Re-type password:**

**E-mail address:**  (Please provide valid e-mail address)

**I'm a Porn Star**   
Check the box in case You would like to sign up as a celebrity porn star (active or retired).  
(Click here for more info.)

**Accept Terms And Conditions**  (Read it here)

© 2009 LiveJasmin.com - All Rights Reserved! [LIVEJASMIN] [AFFILIATES] [HELP]

**Models Wanted | WebMasters Wanted | Porn Stars Wanted**



### Select Referrer

In order to continue your registration you must choose a Referrer/Patron (because cam model registration for Livejasmin is currently invite only). Enter **camchoice** into the box and click on **Submit**. (If this page says "You have been invited by a friend of Yours camchoice" proceed to the next step.

WWW.LIVEJASMIN.COM

**SELECT REFERRER**

Now You need to choose a Referee. By clicking on any of the names below You can select one of the offers made by our Partners. You can also provide the name of the person inviting You by using the input field. Please click on Submit button after You have chosen a Referee.

Enter Referee ID:

1 2 3 4 5 6 7 8 9 10 Next Last >>>

**Referrer:**

If u want to become a Member u can register from this link:

Fill out the necessary forms correctly and click the **Submit** button.

**EASY ACCOUNT OWNER**

Please fill in the fields below with the Easy Account Owner's personal details. Please make sure to provide correct and valid information.

**Easy Account Owner's Name\*:**

First name	Second name	Surname
easy	awe	account

**Easy Account Owner's Birthdate\*:**

1980 1 1

**Gender\*:**

female

**ID Number\*:**

Don't use SPACE  
123456789

**ID Expiry Date\*:**

2011 1 1


**Country\*:**

United States



Click on **Performer Agreement Download/Upload** button. Download the LiveJasmin Agreement by clicking on **Download Age Doc** button. Print the document and fill it out by hand (be sure not to make any corrections). Then scan the document. Click the **Browse** button and find the image on your computer. After uploading all pages of the Agreement click on the **Next** button.

#### UPLOAD AGE CERTIFICATION DOCUMENT



During the registration procedure You have to upload the completed and signed Age Certification Document.

Please **click here** to download the Age Certification Document. Then You will have to print it, fill in the scan it and upload it here.

The max. filesize of the uploaded image is **1MB**, acceptable image formats are **JPEG, JPG, GIF, TIFF, PNG**

**First Page**

[download PDF format](#)

**Second Page**

Uploading a third page is necessary only if the Age Certification Document did not fit on two pages.

**Third Page**





Click on **ID Photos - Upload** button. Upload your previously scanned, government issued photo ID by clicking on the **Browse** button. Select **Submit** afterwards. Go back to the master account landing page by clicking **Next**.

**UPLOAD YOUR IMAGES OF DOCUMENTS - ID PHOTOS**



Here You need to upload Your ID photos. First take a photo of each page of Your ID, or scan it, then up  
The photo has to be of **very good quality** and should be at least A5 (148 x 210mm) size.

Please make sure that Your **NAME**, Your **BIRTHDATE** and Your **ID NUMBER** is easily readable.

The max. filesize of each image is **1MB**, allowed image formats are **JPEG, JPG, GIF, TIFF, PNG and BMP**.

**ID Front page**

C:\Documents and Settings\vid1.jpg

**ID Back Page**

C:\Documents and Settings\vid2.jpg

Uploading a third page is necessary only if the required information can not be found on the first two pag

**ID Third Page**

**UPLOAD YOUR IMAGES OF DOCUMENTS - ID PHOTOS**



Here You need to upload Your ID photos. First take a photo of each page of Your ID, or scan it, then up  
The photo has to be of **very good quality** and should be at least A5 (148 x 210mm) size.

Please make sure that Your **NAME**, Your **BIRTHDATE** and Your **ID NUMBER** is easily readable.

The max. filesize of each image is **1MB**, allowed image formats are **JPEG, JPG, GIF, TIFF, PNG and BMP**.

**You have successfully uploaded the front page of Your ID.**

**You have successfully uploaded the back page of Your ID.**




Uploading a third page is necessary only if the required information can not be found on the first two pag

**ID Third Page**


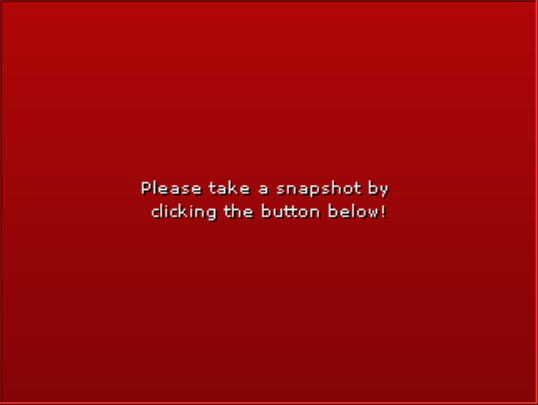


Select Face Photo - Take Snapshot button. Show Your face to the camera, be sure you are recognizable. Select **Click Here To Take Snapshot**. If you are satisfied with the result, click the **Submit** button. If you wish to try again select "Select Face Photo - Take Snapshot button. Show Your face to the camera, be sure you are recognizable. Select Click Here To Take Snapshot. If you are satisfied with the result, click the Submit button. If you wish to try again select "Are You satisfied with Your current picture? If not, click here to take a new one" button. " button.

In most cases, You can see one of the following screens:

		
Black Screen is <b>WRONG!</b> Splitting application may not be running.	Red Screen is <b>WRONG!</b> Read the error message in the Flash applet!	It's <b>GOOD</b> if You see yourself!

Your (web)cam's picture	Current snapshot
	

[Click Here To Take Snapshot](#)



In most cases, You can see one of the following screens:



Black Screen is **WRONG!**  
Splitting application may not be running.



Red Screen is **WRONG!**  
Read the error message in the Flash applet!



It's **GOOD** if You see yourself!

Your (web)cam's picture



Current snapshot



Preparing snapshot...

In most cases, You can see one of the following screens:



Black Screen is **WRONG!**  
Splitting application may not be running.



Red Screen is **WRONG!**  
Read the error message in the Flash applet!



It's **GOOD** if You see yourself!

Your (web)cam's picture



Current snapshot






Are You satisfied with Your current picture? If not, click here to take a new one.


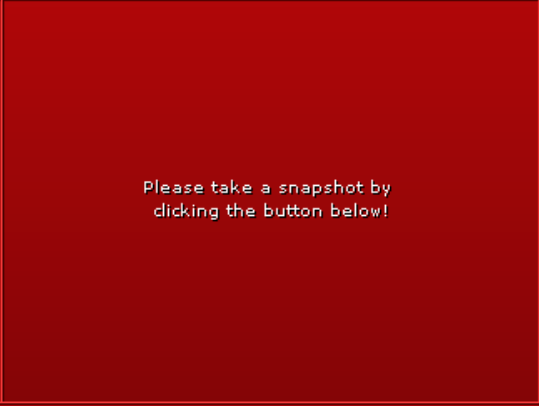


Choose **Face And ID Photo - Take Snapshot** button. You must hold your government issued photo ID next to your face. Hit on "**Click Here To Take Snapshot**" button to go to the next step.

In most cases, You can see one of the following screens:

		
Black Screen is <b>WRONG!</b> Splitting application may not be running.	Red Screen is <b>WRONG!</b> Read the error message in the Flash applet!	It's <b>GOOD</b> if You see yourself!

Your (web)cam's picture	Current snapshot
	

[Click Here To Take Snapshot](#)



Choose **Person's Bio Data - Set Bio Data** button. Select a name that Members will call you. This name will be displayed on your Biopage. Fill all the necessary forms correctly and hit on **Submit**.

**BIO DATA OF EASY AWE ACCOUNT**

The following information appears on Your Profile Page.

Model's Name:  (A-Z, 0-9, min. 4 max. 16 character)

Age:

Height:

Weight:

Hair Color:

Hair Length:

Eye Color:

Choose the **Payment Method - Choose Payment Method** button. Select Your desired Payment Method by checking the right radio button. Click on **Submit**.

GO ONLINE | NEWS | STATS | REFERRAL PROGRAM | SETTINGS | MEDIA | MESSAGES | DOCUMENTS

CHARGE OPTION | PERSONAL INFORMATION | BIO DATA | WILLINGNESS | CHOOSE LANGUAGE | BANNED COUNTRY | PAYMENT SELECTION

**PLEASE SELECT PAYMENT METHOD!**

- check (free)
- Wire transfer (Transaction fee may vary between 35-100\$, depending on the participating banks (sender, intermediary, beneficiary))
- ePassporte (free - Visa debit card) [click here for more info!](#)
- Payoneer (free - Prepaid debit MasterCard@) [click here for more info!](#)

**CHECK:**

If You provide a valid mailing address, You can choose to receive Your payment by check.

**CHECKS ARE FREE FOR LIVEJASMIN PERFORMERS!**

IMPORTANT! Cancelling a check costs \$35! Please make sure that You provide the correct name and address! If You don't receive Your check, please contact support for cancellation before issuing a replacement check!



Set the minimum payout limit which will be the minimum amount that you have to reach in order to receive your payment. If you do not reach the payout limit in a period, your money will roll over to the next period until the minimum is reached.

<b>GO ONLINE</b>	<b>NEWS</b>	<b>STATS</b>	<b>REFERRAL PROGRAM</b>	<b>SETTINGS</b>	<b>MEDIA</b>	<b>MESSAGES</b>	<b>DOCUMENTS</b>	
<b>CHARGE OPTION</b>	<b>PERSONAL INFORMATION</b>	<b>CHOOSE LANGUAGE</b>	<b>BANNED COUNTRY</b>	<b>PAYMENT SETTINGS</b>				
<b>EPASSPORTE SETTINGS</b>								
If You would like to change these settings, please send us an e-mail to <a href="mailto:payinfo@livejasmin.com">payinfo@livejasmin.com</a> from Your registered email address. The e-mail should contain: <ul style="list-style-type: none"><li>- the requested change</li><li>- the scanned copy of Your photo ID (passport, driving licence, etc.)</li><li>- a recent photo of Yourself holding Your own ID next to Your face</li><li>- our Support Team will notify You about the changes in 24-48 hours</li></ul>								
Minimum amount*:				<input type="text" value="100"/>				<input type="button" value="v"/>
Do You have an ePassporte account? :				<input type="text" value="No"/>				<input type="button" value="v"/>

If you are confused or lost in the process, go to: <http://www.livejasmin.com/info.php> They are always very helpful in answering questions, and helping models through the registration process.